



Pro-Line Aqua Seal over Gyp-Crete®



Purpose: Installing tile, stone and other floor coverings over Gyp-Crete®

Site Conditions: Building interior should be weather enclosed, acclimated with a minimum temperature of 55° F or warmer before apply Aqua Seal. Check for dryness using the recommended procedure of taping a 24" x 24" (609 mm x 609 mm) section of plastic to the surface of the underlayment; or lay a flat, 24" x 24" (609 mm x 609 mm), high-density, smooth rubber mat weighted down on the underlayment surface. If no condensation or darkening of the slab occurs in 48 to 72 hours, the underlayment is considered dry and ready for the following steps.

AQUA SEAL APPLICATION

Substrate prep

All surfaces must be structurally sound. Surfaces shall be dry and free of all curing compounds, grease, oil, dust, dirt, old adhesive residue, waxes, sealers, efflorescence, and any other loose or foreign matter.

Primer Coat

All slab surfaces to receive Aqua Seal must be primed with a diluted coat consisting of: one (1) part Aqua Seal diluted with four (4) parts clean, cool water. Mix in a clean bucket at low speeds until lump free, fluid solution is attained. The primer can be brushed, rolled, or sprayed to achieve an even coat. Brush or roller primer coat to the floor at a rate of 250-300 sq. ft./gallon. Drying time will depend on ambient conditions but is normally less than one hour. On extremely porous surfaces, two applications may be required. Drying is indicated by darkening of aqua-blue color from the initial light pale blue color.




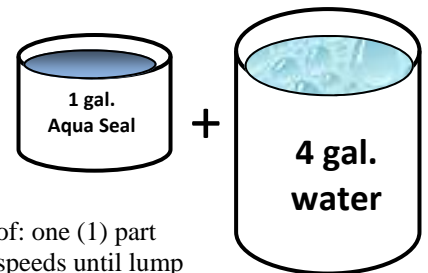
Application Coat

Aqua Seal can then be applied full strength to the Gyp-Crete® per application instructions in the Aqua Seal data sheet or packaging directions.

COVERAGE:

Primer Coat - Diluted Aqua Seal as "Primer" at 1 part membrane to 4 parts water is 250 to 300 sq. ft. per gallon. One gallon of undiluted Aqua Seal will make 5 gallons of primer.

Finish Coat -Undiluted Aqua Seal: 500-550 sq. ft. per 5 gallons at 30 mils wet film thickness.



Ceramic Tile or Stone installation- can be applied directly to dry membrane. Use a Latex-Polymer modified dry-set mortar per product directions and literature. ANSI 118.4, ANSI 118.11. All surfaces must be structurally sound and subject deflection not to exceed 1/360th of the span. Expansion joints shall be installed in accordance with local building codes and manufacturer's instructions per the specifications detailed in EJ 171 in the T.C.N.A. Handbook. Expansion joints, control joints and cold joints shall never be bridged with setting material.



(Required for resilient or wood)

Encapsulation- Apply Universall Patch at 1/8" application layer thickness. The skim coat or encapsulation layer is to achieve a smooth finish, cementitious surface for resilient flooring and/or require a cementitious surface for the finish flooring adhesive to properly tackify or set/bond.